

# BEAR FOOT POĽANA SKYRACE 2021

5. ročník



## VÝSLEDKY / RESULTS (poradie na meracích bodoch)

Usporiadateľ: ŠK BEAR FOOT POĽANA

Disciplína: Horský polmaratón 21 km s celkovým prevýšením 1250+ m

Miesto: Horský hotel POĽANA

Dátum: 7.8.2021

Štart: 10,00 hod. - hromadne

Por	Št.č.	Meno	Roč.	Club	Krajina	#	B.Vrátko	#	Pol'ana	Čas	Strata	Abs.por	Tempo
						#	Kaľamárka	#	Pol'ana				
<b>Jednotlivci</b>													
<b>Muži A (16 - 39 rokov)</b>													
1.	9	KUKLIŠ Richard	1998	Horoklub Hriňová		2.	0:20:55.6	2.	0:57:48.1				
						2.	1:18:22.1	1.	1:58:06.5	<b>1:58:06.5</b>		1.	05'37" / km
2.	1	HRAŠKO Miroslav	1990	Zolná Skyrunning Team/Geošport		1.	0:19:38.2	1.	0:56:03.8				
						1.	1:16:14.2	2.	1:59:17.2	<b>1:59:17.2</b>	<b>+01:10.7</b>	2.	05'40" / km
3.	55	JEZNY Martin	1989	Liptovský Mikuláš		6.	0:23:54.4	4.	1:04:13.6				
						3.	1:23:47.2	3.	2:10:01.8	<b>2:10:01.8</b>	<b>+11:55.2</b>	5.	06'11" / km
4.	59	PALUCH Jakub	1990	Zolná Skyrunning team		8.	0:24:02.8	3.	1:03:57.4				
						6.	1:27:58.2	4.	2:10:09.4	<b>2:10:09.4</b>	<b>+12:02.9</b>	6.	06'11" / km
5.	48	SZABO Tomas	1987	Salomon Slovakia		3.	0:22:15.9	7.	1:04:44.2				
						5.	1:27:55.9	5.	2:11:41.8	<b>2:11:41.8</b>	<b>+13:35.3</b>	7.	06'16" / km
6.	71	GONDA Jan	1985	Ahasver		9.	0:24:04.3	5.	1:04:23.3				
						4.	1:27:15.2	6.	2:12:31.4	<b>2:12:31.4</b>	<b>+14:24.9</b>	8.	06'18" / km
7.	34	KOSTELNY Marcel	1995	Krajné		4.	0:22:34.2	6.	1:04:28.0				
						7.	1:28:52.3	7.	2:15:25.8	<b>2:15:25.8</b>	<b>+17:19.3</b>	9.	06'26" / km



Por	Št.č.	Meno	Roč.	Club	Krajina	#	B.Vrátko	#	Pol'ana	Čas	Strata	Abs.por	Tempo
						#	Kaľamárka	#	Pol'ana				
8.	22	CÍCH Rastislav	1987	STG Bratislava/Behame.sk		10.	0:24:05.3	11.	1:06:41.8				
						9.	1:30:27.9	8.	2:16:58.4	<b>2:16:58.4</b>	<b>+18:51.9</b>	11.	06'31" / km
9.	58	ŠKRABÁK Martin	1985	, The Machines, Marathon BB Team		20.	0:25:53.3	14.	1:09:32.6				
						13.	1:33:32.4	9.	2:17:38.2	<b>2:17:38.2</b>	<b>+19:31.7</b>	12.	06'33" / km
10.	24	KIŠVINCE Tomáš	1987	ŠK Bear Foot Poľana		5.	0:23:16.9	9.	1:06:33.9				
						8.	1:30:26.6	10.	2:17:50.1	<b>2:17:50.1</b>	<b>+19:43.6</b>	13.	06'33" / km
11.	68	ZÁŇ Dominik	1993	—		15.	0:24:46.3	10.	1:06:39.7				
						11.	1:30:58.1	11.	2:18:40.7	<b>2:18:40.7</b>	<b>+20:34.2</b>	14.	06'36" / km
12.	44	SAMELIAK Ján	1982	Nitra		11.	0:24:07.5	12.	1:06:50.6				
						10.	1:30:30.8	12.	2:20:34.1	<b>2:20:34.1</b>	<b>+22:27.5</b>	15.	06'41" / km
13.	29	KACHNIČ Matej	1995	Bežci VK		7.	0:24:02.1	8.	1:05:11.8				
						16.	1:35:03.6	13.	2:21:22.7	<b>2:21:22.7</b>	<b>+23:16.2</b>	17.	06'43" / km
14.	66	HRICA Matej	1999	Wod4everyone		26.	0:26:31.6	20.	1:12:09.6				
						14.	1:34:41.9	14.	2:22:43.3	<b>2:22:43.3</b>	<b>+24:36.8</b>	19.	06'47" / km
15.	172	VARY Peter	1982	-		21.	0:26:03.1	17.	1:10:21.8				
						18.	1:35:40.9	15.	2:22:49.7	<b>2:22:49.7</b>	<b>+24:43.2</b>	20.	06'48" / km
16.	33	CHRAMEC Ondrej	1996	Mýto pod Ďumbierom		36.	0:28:52.4	19.	1:11:23.1				
						22.	1:40:58.5	16.	2:24:41.5	<b>2:24:41.5</b>	<b>+26:34.9</b>	23.	06'53" / km
17.	37	OMEROVIČ Jasmin	1992	Ružomberok		17.	0:25:15.1	15.	1:10:08.7				
						15.	1:35:01.2	17.	2:25:41.9	<b>2:25:41.9</b>	<b>+27:35.4</b>	26.	06'56" / km
18.	35	ANTAL Tomáš	1984	Wolf pack		12.	0:24:29.1	18.	1:10:51.8				
						19.	1:36:57.3	18.	2:27:46.3	<b>2:27:46.3</b>	<b>+29:39.8</b>	27.	07'02" / km
19.	52	ŠIŠOVSKÝ Martin	1986	Alskasocks.com		13.	0:24:36.3	13.	1:08:54.2				
						12.	1:32:53.5	19.	2:29:02.8	<b>2:29:02.8</b>	<b>+30:56.3</b>	28.	07'05" / km
20.	61	ŠTRAUS Richard	1983	Košice		28.	0:26:57.9	24.	1:14:28.6				
						23.	1:41:34.6	20.	2:29:50.9	<b>2:29:50.9</b>	<b>+31:44.4</b>	30.	07'08" / km
21.	43	KADORÍK Miroslav	1982	ZM		14.	0:24:39.3	16.	1:10:19.8				
						17.	1:35:30.1	21.	2:30:41.4	<b>2:30:41.4</b>	<b>+32:34.9</b>	31.	07'10" / km
22.	70	STROMKO Michal	1984	none		39.	0:29:00.6	31.	1:17:39.5				
						24.	1:42:57.0	22.	2:32:20.1	<b>2:32:20.1</b>	<b>+34:13.6</b>	33.	07'15" / km
23.	67	STIKSA Tomáš	1983	Behaj s RADOstou		31.	0:27:54.2	28.	1:16:26.6				
						25.	1:43:01.1	23.	2:34:27.7	<b>2:34:27.7</b>	<b>+36:21.1</b>	34.	07'21" / km
24.	14	SZÉKELY Jozef	1986	Bežíš? Ježíš?		37.	0:28:58.8	29.	1:17:16.1				
						32.	1:47:12.8	24.	2:34:46.0	<b>2:34:46.0</b>	<b>+36:39.5</b>	35.	07'22" / km
25.	38	KYSEL Juraj	1984	Bratislava		16.	0:25:00.5	22.	1:13:31.8				
						21.	1:39:52.9	25.	2:34:50.5	<b>2:34:50.5</b>	<b>+36:44.0</b>	36.	07'22" / km



Por	Št.č.	Meno	Roč.	Club	Krajina	#	B.Vrátka	#	Pol'ana	Čas	Strata	Abs.por	Tempo
						#	Kaľamárka	#	Pol'ana				
26.	62	<b>GREnda Vincent</b>	1999	BIKE		33.	0:28:14.7	30.	1:17:36.7				
						31.	1:45:21.1	26.	2:35:57.2	<b>2:35:57.2</b>	<b>+37:50.7</b>	41.	07'25" / km
27.	169	<b>MATALA Peter</b>	1989	Rimavská Sobota		19.	0:25:46.3	21.	1:12:39.2				
						20.	1:39:51.4	27.	2:36:48.4	<b>2:36:48.4</b>	<b>+38:41.9</b>	43.	07'28" / km
28.	42	<b>ŽUFFA Jozef</b>	1983	Tvrdošín		27.	0:26:40.2	23.	1:14:21.7				
						28.	1:44:21.7	28.	2:38:19.1	<b>2:38:19.1</b>	<b>+40:12.6</b>	45.	07'32" / km
29.	54	<b>NEMEC Tomáš</b>	1989	ZVOLEN		29.	0:27:24.4	26.	1:16:17.7				
						26.	1:43:52.2	29.	2:39:16.8	<b>2:39:16.8</b>	<b>+41:10.3</b>	46.	07'35" / km
30.	5	<b>NEMEC Martin</b>	1992	FIT štýl Running Team		25.	0:26:30.9	25.	1:16:17.5				
						27.	1:44:08.2	30.	2:41:24.4	<b>2:41:24.4</b>	<b>+43:17.9</b>	50.	07'41" / km
31.	3	<b>RONČÁK Peter</b>	1986	bežci Lučenec		34.	0:28:24.4	33.	1:18:14.5				
						29.	1:45:07.7	31.	2:42:18.9	<b>2:42:18.9</b>	<b>+44:12.4</b>	51.	07'43" / km
32.	19	<b>PIPIŠKA Tibor</b>	1992	STG Prievidza		24.	0:26:28.7	32.	1:17:48.9				
						30.	1:45:14.6	32.	2:43:28.3	<b>2:43:28.3</b>	<b>+45:21.8</b>	53.	07'47" / km
33.	51	<b>HALUZ Lukáš</b>	1989	Warrior gym		23.	0:26:20.8	27.	1:16:22.7				
						40.	1:56:12.1	33.	2:44:12.8	<b>2:44:12.8</b>	<b>+46:06.3</b>	54.	07'49" / km
34.	72	<b>BABIAK Tomáš</b>	1984			42.	0:29:25.8	34.	1:19:49.5				
						33.	1:49:10.7	34.	2:50:56.3	<b>2:50:56.3</b>	<b>+52:49.8</b>	59.	08'08" / km
35.	65	<b>KLAMO Juraj</b>	1989	Wod4everyone		44.	0:30:01.6	39.	1:23:35.9				
						39.	1:55:51.0	35.	2:51:00.8	<b>2:51:00.8</b>	<b>+52:54.3</b>	60.	08'08" / km
36.	64	<b>RIDZOŇ Róbert</b>	1986	Rimavská Sobota		40.	0:29:10.7	37.	1:22:03.0				
						35.	1:51:37.2	36.	2:52:01.2	<b>2:52:01.2</b>	<b>+53:54.7</b>	64.	08'11" / km
37.	53	<b>HANZEL Peter</b>	1982	-		60.	0:33:03.1	41.	1:24:52.1				
						43.	1:57:20.9	37.	2:52:04.1	<b>2:52:04.1</b>	<b>+53:57.6</b>	65.	08'11" / km
38.	32	<b>KRÁLIK Peter</b>	1985	FreeTech.sk		35.	0:28:50.5	38.	1:23:07.4				
						50.	2:04:12.7	38.	2:53:41.0	<b>2:53:41.0</b>	<b>+55:34.5</b>	68.	08'16" / km
39.	40	<b>MALČEK Marek</b>	2002	Trail Runners Trnava		47.	0:30:55.3	49.	1:27:34.0				
						44.	1:57:27.3	39.	2:55:16.7	<b>2:55:16.7</b>	<b>+57:10.1</b>	72.	08'20" / km
40.	7	<b>KALIČIAK Patrik</b>	1991	Žiadny		43.	0:29:33.0	40.	1:24:16.9				
						38.	1:54:55.5	40.	2:56:45.5	<b>2:56:45.5</b>	<b>+58:38.9</b>	74.	08'25" / km
41.	13	<b>TÉGLER Erik</b>	1998	Spartan		41.	0:29:25.7	47.	1:26:44.0				
						58.	2:16:12.8	41.	2:59:05.5	<b>2:59:05.5</b>	<b>+60:58.9</b>	79.	08'31" / km
42.	25	<b>BELÁK Róbert</b>	1985	Ľadoví bežci		61.	0:33:47.4	46.	1:26:43.2				
						46.	1:57:51.8	42.	2:59:11.3	<b>2:59:11.3</b>	<b>+61:04.8</b>	80.	08'31" / km
43.	47	<b>VACLAVIK Lukas</b>	1996	La		18.	0:25:45.1	35.	1:21:14.6				
						34.	1:50:04.7	43.	3:00:01.8	<b>3:00:01.8</b>	<b>+61:55.3</b>	83.	08'34" / km













Por	Št.č.	Meno	Roč.	Club	Krajina	#	B.Vrátka	#	Pol'ana	Čas	Strata	Abs.por	Tempo
						#	Kaľamárka	#	Pol'ana				
44.	60	STRUHAČKA Jakub	2004	STG Prievidza		38.	0:28:59.0	48.	1:27:21.0				
						45.	1:57:46.0	44.	3:00:33.3	<b>3:00:33.3</b>	<b>+62:26.8</b>	85.	08'35" / km
45.	16	BOBUĽA Lukáš	1995	STG Prievidza		22.	0:26:17.5	42.	1:24:55.5				
						36.	1:52:34.9	45.	3:00:38.2	<b>3:00:38.2</b>	<b>+62:31.7</b>	86.	08'36" / km
46.	12	CIRBUS Marek	1987	Rimavská Sobota		32.	0:28:14.2	36.	1:21:59.9				
						37.	1:53:15.7	46.	3:00:50.2	<b>3:00:50.2</b>	<b>+62:43.7</b>	87.	08'36" / km
47.	20	SMATANA Martin	1985	STG Prievidza		46.	0:30:28.4	50.	1:28:09.8				
						41.	1:56:15.0	47.	3:01:04.3	<b>3:01:04.3</b>	<b>+62:57.8</b>	88.	08'37" / km
48.	10	PALUŠEK Michal	1984	-		48.	0:31:26.5	45.	1:25:35.4				
						42.	1:56:57.6	48.	3:01:17.6	<b>3:01:17.6</b>	<b>+63:11.1</b>	89.	08'37" / km
49.	28	VOJTAS Matej	1989	Horehronska Trailova Liga		58.	0:32:43.6	52.	1:28:25.9				
						47.	1:59:33.5	49.	3:02:53.6	<b>3:02:53.6</b>	<b>+64:47.1</b>	93.	08'42" / km
50.	41	KRŠTIEŇ Dominik	1999	Revúca		30.	0:27:35.0	43.	1:24:57.4				
						48.	2:00:09.4	50.	3:03:55.8	<b>3:03:55.8</b>	<b>+65:49.3</b>	95.	08'45" / km
51.	46	PŘEROVSKÝ Peter	1988	Granarollo svk		54.	0:32:01.2	53.	1:28:44.0				
						49.	2:01:18.3	51.	3:04:40.4	<b>3:04:40.4</b>	<b>+66:33.9</b>	98.	08'47" / km
52.	74	VESELÝ Tomáš	1992	DT		59.	0:32:46.7	51.	1:28:22.9				
						53.	2:04:58.3	52.	3:09:46.8	<b>3:09:46.8</b>	<b>+71:40.3</b>	105.	09'02" / km
53.	69	OBERT Peter	1992	SRTG Prievidza		51.	0:31:51.7	56.	1:31:26.7				
						52.	2:04:55.5	53.	3:10:07.3	<b>3:10:07.3</b>	<b>+72:00.8</b>	106.	09'03" / km
54.	56	LIEBIG Stefan	1982	STG Prievidza		62.	0:33:55.7	54.	1:30:21.2				
						61.	2:27:15.6	54.	3:12:01.6	<b>3:12:01.6</b>	<b>+73:55.1</b>	108.	09'08" / km
55.	21	ŠURKALA Milan	1982	STG Prievidza		53.	0:32:00.1	57.	1:31:42.8				
						54.	2:07:16.0	55.	3:17:04.7	<b>3:17:04.7</b>	<b>+78:58.1</b>	115.	09'23" / km
56.	50	KEMENÍK Peter	1984	ABSolute		52.	0:31:59.0	55.	1:30:57.6				
						51.	2:04:55.0	56.	3:17:06.1	<b>3:17:06.1</b>	<b>+78:59.6</b>	116.	09'23" / km
57.	11	REMESELNÍK Ján	1985	STG Zvolen		57.	0:32:34.7	59.	1:34:09.2				
						55.	2:07:54.3	57.	3:17:29.8	<b>3:17:29.8</b>	<b>+79:23.3</b>	117.	09'24" / km
58.	4	VALACH Martin	1983	Nitra/-		66.	0:35:59.8	60.	1:35:09.3				
						57.	2:10:10.0	58.	3:21:50.2	<b>3:21:50.2</b>	<b>+83:43.7</b>	123.	09'36" / km
59.	63	GREENDA Vít	2001	Revúca		65.	0:35:49.7	61.	1:36:42.8				
						60.	2:23:49.5	59.	3:29:49.8	<b>3:29:49.8</b>	<b>+91:43.2</b>	125.	09'59" / km
60.	18	PÍŠ Stanislav	1989	STG Prievidza		55.	0:32:06.2	62.	1:37:34.9				
						59.	2:22:41.1	60.	3:30:43.4	<b>3:30:43.4</b>	<b>+92:36.9</b>	126.	10'02" / km
61.	73	BENDA Michal	1984	STG Prievidza		56.	0:32:07.6	58.	1:32:57.8				
						56.	2:08:03.3	61.	3:39:56.6	<b>3:39:56.6</b>	<b>+101:50.1</b>	128.	10'28" / km



Por	Št.č.	Meno	Roč.	Club	Krajina	#	B.Vrátka	#	Pol'ana	Čas	Strata	Abs.por	Tempo
						#	Ka'amárka	#	Pol'ana				
17		PAVLÍK Mário	1995	-		68.	0:53:12.1	66.	2:11:52.9				
										<b>DSQ</b>			
8		SEDILEK Pavel	1983	STG Zvolen		64.	0:35:04.5	64.	1:45:29.1				
										<b>DNF</b>			
57		HALAJ Ľubomír	1985	HOROKLUB Hriňová		45.	0:30:28.4	44.	1:25:24.4				
										<b>DNF</b>			
45		ORSÁG Peter	1990	N/A		63.	0:33:56.7	63.	1:41:18.4				
										<b>DNF</b>			
26		PROFANT Martin	1994	Slofant		67.	0:36:19.4	65.	1:47:54.4				
										<b>DNF</b>			
170		GUNDA Michal	1984	Rožňava		50.	0:31:50.2						
										<b>DNF</b>			
23		WILLMANN Marek	1986	STG Bratislava		49.	0:31:50.2						
										<b>DNF</b>			

### Muži B (40 a viac rokov)

1.	80	VIDLIČKA Marek	1981	ŠK Atléti Banská Štiavnica		1.	0:21:39.9	1.	1:01:23.8				
						2.	1:23:45.2	1.	2:07:43.4	<b>2:07:43.4</b>		4.	06'04" / km
2.	124	SÝKORA Vincent	1972	Obyce svk		3.	0:23:37.2	2.	1:05:26.7				
						3.	1:30:50.8	2.	2:16:53.5	<b>2:16:53.5</b>	<b>+09:10.0</b>	10.	06'31" / km
3.	95	COCHER Róbert	1978	bez klubovej registrácie		7.	0:26:14.0	4.	1:10:30.9				
						5.	1:36:31.3	3.	2:23:44.1	<b>2:23:44.1</b>	<b>+16:00.7</b>	21.	06'50" / km
4.	118	TOMA Maroš	1973	Nová Baňa		11.	0:27:38.3	5.	1:11:07.3				
						4.	1:36:22.1	4.	2:24:52.4	<b>2:24:52.4</b>	<b>+17:09.0</b>	24.	06'53" / km
5.	119	BIELČÍK Juraj	1980	Myjava		4.	0:24:06.1	3.	1:08:43.1				
						1.	1:17:05.8	5.	2:25:08.8	<b>2:25:08.8</b>	<b>+17:25.4</b>	25.	06'54" / km
6.	107	KAŠČÁK Juraj	1979	Juraj Kaščák		10.	0:26:48.8	8.	1:13:23.3				
						6.	1:39:26.5	6.	2:29:34.0	<b>2:29:34.0</b>	<b>+21:50.6</b>	29.	07'07" / km
7.	133	FRANKO Miroslav	1971	Run For Fun		18.	0:29:18.9	9.	1:15:15.3				
						8.	1:42:57.5	7.	2:31:25.5	<b>2:31:25.5</b>	<b>+23:42.1</b>	32.	07'12" / km
8.	127	KLINEC Ján	1977	-STG PRIEVIDZA		9.	0:26:24.1	7.	1:13:01.4				
						7.	1:39:56.3	8.	2:35:30.7	<b>2:35:30.7</b>	<b>+27:47.3</b>	38.	07'24" / km
9.	87	ČINČURA Jaroslav	1977	STG Prievizda		8.	0:26:19.9	11.	1:16:33.2				
						9.	1:42:58.7	9.	2:35:39.4	<b>2:35:39.4</b>	<b>+27:56.0</b>	39.	07'24" / km
10.	128	VRÁBEL' Peter	1979	-		2.	0:23:18.5	6.	1:12:44.5				
						45.	2:36:30.7	10.	2:36:30.7	<b>2:36:30.7</b>	<b>+28:47.3</b>	42.	07'27" / km




Por	Št.č.	Meno	Roč.	Club	Krajina	#	B.Vrátka	#	Pol'ana	Čas	Strata	Abs.por	Tempo
						#	Kaľamárka	#	Pol'ana				
11.	76	HREŠKO Marek	1975	Barca		15.	0:28:09.7	12.	1:16:49.1				
						10.	1:43:58.6	11.	2:37:37.9	<b>2:37:37.9</b>	<b>+29:54.4</b>	44.	07'30" / km
12.	85	STROMPF Radovan	1970	Forfit club		12.	0:27:49.6	13.	1:17:07.7				
						12.	1:45:09.8	12.	2:39:24.4	<b>2:39:24.4</b>	<b>+31:41.0</b>	47.	07'35" / km
13.	83	BAČKOR Peter	1980	Skialpklub Krížna		6.	0:26:12.8	10.	1:15:51.5				
						11.	1:44:48.0	13.	2:40:33.0	<b>2:40:33.0</b>	<b>+32:49.6</b>	49.	07'38" / km
14.	120	TREBUĽA Vladimír	1965	Korytárky		13.	0:27:51.0	14.	1:18:52.6				
						19.	1:54:12.8	14.	2:43:21.2	<b>2:43:21.2</b>	<b>+35:37.7</b>	52.	07'46" / km
15.	103	BEREC Michal	1976	vinohrady		21.	0:30:00.9	18.	1:21:57.1				
						14.	1:49:49.5	15.	2:48:10.9	<b>2:48:10.9</b>	<b>+40:27.5</b>	56.	08'00" / km
16.	106	HLOZÁK Pavel	1976	Ultrapohoda		20.	0:29:55.8	21.	1:23:34.5				
						18.	1:53:32.1	16.	2:49:22.9	<b>2:49:22.9</b>	<b>+41:39.4</b>	57.	08'03" / km
17.	99	ŠURKALA Peter	1980	STG Prievidza		19.	0:29:49.2	16.	1:21:24.5				
						15.	1:52:39.6	17.	2:51:36.3	<b>2:51:36.3</b>	<b>+43:52.9</b>	62.	08'10" / km
18.	81	SKLENAR Marian	1980	Liptov Runners		16.	0:28:49.5	19.	1:22:27.1				
						16.	1:52:57.1	18.	2:52:00.7	<b>2:52:00.7</b>	<b>+44:17.3</b>	63.	08'11" / km
19.	94	HAJAŠ Imrich	1972	Bežci Lučenec		35.	0:32:37.8	22.	1:24:03.6				
						20.	1:55:15.5	19.	2:53:06.3	<b>2:53:06.3</b>	<b>+45:22.9</b>	66.	08'14" / km
20.	108	OBERNAUER Ľudovít	1979	Earthrunners		37.	0:32:44.5	26.	1:27:22.1				
						21.	1:57:23.0	20.	2:54:36.4	<b>2:54:36.4</b>	<b>+46:53.0</b>	70.	08'18" / km
21.	111	HLAVATÝ Milan	1975	Preživší starci		27.	0:31:53.9	23.	1:26:46.5				
						22.	1:57:44.2	21.	2:57:29.3	<b>2:57:29.3</b>	<b>+49:45.9</b>	75.	08'27" / km
22.	91	ČÁNI Ján	1970	Korytárky		14.	0:28:01.8	15.	1:20:23.4				
						13.	1:49:26.8	22.	2:57:34.3	<b>2:57:34.3</b>	<b>+49:50.9</b>	76.	08'27" / km
23.	114	ŠALATA Martin	1969	nie som členom klubu		34.	0:32:30.0	20.	1:23:17.0				
						23.	1:57:57.4	23.	2:57:36.7	<b>2:57:36.7</b>	<b>+49:53.3</b>	77.	08'27" / km
24.	130	ZVODA Marek	1980	RS		5.	0:25:08.8	17.	1:21:42.9				
						17.	1:52:58.5	24.	2:59:16.9	<b>2:59:16.9</b>	<b>+51:33.5</b>	81.	08'32" / km
25.	84	MOJŽIŠ Martin	1975	Barca93		40.	0:33:03.3	32.	1:29:46.5				
						27.	2:00:24.5	25.	3:00:30.0	<b>3:00:30.0</b>	<b>+52:46.6</b>	84.	08'35" / km
26.	78	BEČÁR Richard	1970	STG Zvolen		32.	0:32:01.6	25.	1:27:09.0				
						25.	1:59:13.4	26.	3:02:24.3	<b>3:02:24.3</b>	<b>+54:40.8</b>	91.	08'41" / km
27.	77	DETVAJ Martin	1977	Novozámocká bežecká komunita		25.	0:31:24.5	29.	1:28:24.3				
						26.	2:00:12.8	27.	3:02:53.5	<b>3:02:53.5</b>	<b>+55:10.1</b>	92.	08'42" / km
28.	123	KRIŠTOFORY Ján	1979	Smolník		17.	0:28:56.4	27.	1:27:49.9				
						24.	1:58:06.7	28.	3:02:54.4	<b>3:02:54.4</b>	<b>+55:11.0</b>	94.	08'42" / km















Por	Št.č.	Meno	Roč.	Club	Krajina	#	B.Vrátka	#	Pol'ana	Čas	Strata	Abs.por	Tempo
						#	Kaľamárka	#	Pol'ana				
29.	115	KOPRDA Mgr.Juraj	1977	Granarollo svk		31.	0:32:00.1	30.	1:28:43.6				
						29.	2:01:17.0	29.	3:03:58.4	<b>3:03:58.4</b>	<b>+56:15.0</b>	96.	08'45" / km
30.	105	MALČEK Ľubomír	1971	Trnava		33.	0:32:09.2	37.	1:32:46.3				
						32.	2:02:29.6	30.	3:04:14.5	<b>3:04:14.5</b>	<b>+56:31.1</b>	97.	08'46" / km
31.	104	KAMIAČ Michal	1981	Continental sport club Zvolen		26.	0:31:48.6	28.	1:28:17.0				
						31.	2:02:24.4	31.	3:07:26.8	<b>3:07:26.8</b>	<b>+59:43.4</b>	102.	08'55" / km
32.	113	MAĐAR Michal	1975	BB		44.	0:35:09.0	24.	1:27:05.1				
						33.	2:03:13.7	32.	3:07:44.8	<b>3:07:44.8</b>	<b>+60:01.4</b>	103.	08'56" / km
33.	75	OŠTRIHŇ Jozef	1976	gemerunners		24.	0:31:17.4	36.	1:31:10.5				
						30.	2:01:48.6	33.	3:12:47.2	<b>3:12:47.2</b>	<b>+65:03.8</b>	109.	09'10" / km
34.	98	SOLIN Slavomír	1972	Detva		41.	0:33:31.3	33.	1:30:02.0				
						34.	2:04:42.7	34.	3:14:34.2	<b>3:14:34.2</b>	<b>+66:50.8</b>	111.	09'15" / km
35.	122	SMIŽANSKÝ Peter	1967	CrossCountryClub Rača		28.	0:31:55.1	38.	1:34:22.6				
						36.	2:05:37.4	35.	3:14:47.0	<b>3:14:47.0</b>	<b>+67:03.6</b>	112.	09'16" / km
36.	129	MEDVED Jozef	1950	VANYS		48.	0:38:22.6	39.	1:36:55.1				
						38.	2:15:47.2	36.	3:15:02.9	<b>3:15:02.9</b>	<b>+67:19.5</b>	113.	09'17" / km
37.	126	HOMOLA Milan	1970	Lábski Draci		22.	0:30:12.2	35.	1:30:55.5				
						35.	2:04:55.1	37.	3:16:44.6	<b>3:16:44.6</b>	<b>+69:01.2</b>	114.	09'22" / km
38.	117	SMREČEK Tomáš	1981	-		38.	0:32:45.7	31.	1:29:00.0				
						28.	2:01:08.8	38.	3:17:34.9	<b>3:17:34.9</b>	<b>+69:51.5</b>	118.	09'24" / km
39.	82	PAULOVIC Marek	1967	Madunice		36.	0:32:42.6	34.	1:30:45.4				
						37.	2:08:57.4	39.	3:17:53.6	<b>3:17:53.6</b>	<b>+70:10.2</b>	119.	09'25" / km
40.	112	SREINER Peter	1979	Veruzeajhej		46.	0:36:14.2	41.	1:39:21.0				
						39.	2:16:47.2	40.	3:38:28.2	<b>3:38:28.2</b>	<b>+90:44.7</b>	127.	10'24" / km
41.	90	LUDIK Štefan	1977	Stg Prievidza		43.	0:34:58.0	40.	1:39:17.4				
						43.	2:23:35.6	41.	3:43:08.1	<b>3:43:08.1</b>	<b>+95:24.6</b>	130.	10'37" / km
42.	101	GRMAN Pavol	1979	Jacovce		50.	0:40:42.5	42.	1:41:57.8				
						40.	2:19:56.7	42.	3:43:56.3	<b>3:43:56.3</b>	<b>+96:12.9</b>	131.	10'39" / km
43.	102	MARTOŠ Igor	1973	Topolčany		49.	0:40:19.2	45.	1:45:19.3				
						44.	2:28:31.2	43.	3:43:56.4	<b>3:43:56.4</b>	<b>+96:12.9</b>	132.	10'39" / km
44.	125	ZIVNA Rado	1970	Labski draci		45.	0:35:21.7	43.	1:42:26.7				
						42.	2:22:06.7	44.	3:46:14.0	<b>3:46:14.0</b>	<b>+98:30.5</b>	133.	10'46" / km
45.	132	BOOR Miroslav	1981	sportovymaser.sk		30.	0:31:57.9	46.	1:46:29.6				
						41.	2:21:10.6	45.	3:46:41.6	<b>3:46:41.6</b>	<b>+98:58.2</b>	134.	10'47" / km
	109	LUKÁČ Peter	1956	Peter		51.	0:50:02.7	49.	2:16:53.9				
<b>DSQ</b>													



Por	Št.č.	Meno	Roč.	Club	Krajina	#	B.Vrátka	#	Poľana	Čas	Strata	Abs.por	Tempo
						#	Kaľamárka	#	Poľana				
92		ŠTĚPÁNEK Marek	1975	STG Prievidza		39.	0:32:49.6	44.	1:43:59.9				
										DNF			
79		PUSTULKA Jozef	1974	Pezinok		29.	0:31:56.6	47.	1:49:04.7				
										DNF			
88		ŠULEK Ján	1975	Šulek		42.	0:34:41.8	48.	1:50:26.7				
										DNF			
131		BÁLIK Lukáš	1981	Bratov Hnev		47.	0:37:26.8						
										DNF			
93		MOZOLAK Adam	1979	Bežecký klub RTVS		23.	0:30:41.8						
										DNF			

### Ženy C (16 - 39 rokov)

1.	151	LOVRANTOVA Katarina	1985	Salomon Team		1.	0:22:21.9	1.	0:59:49.6				
						1.	1:21:11.4	1.	2:01:24.6	<b>2:01:24.6</b>		3.	05'46" / km
2.	137	LANTOS Borbála	1988	Zolna Skyrunning Team		3.	0:26:09.5	2.	1:09:58.9				
						3.	1:34:59.5	2.	2:20:46.4	<b>2:20:46.4</b>	+19:21.7	16.	06'42" / km
3.	153	BERČÍKOVÁ Nikola	1995	TJ Slávia Tuzvo		2.	0:24:24.2	3.	1:10:00.5				
						2.	1:34:01.3	3.	2:24:11.8	<b>2:24:11.8</b>	+22:47.1	22.	06'51" / km
4.	158	HANUSOVÁ Zuzana	1982	Alica		7.	0:28:45.0	4.	1:17:35.0				
						4.	1:44:35.5	4.	2:35:13.7	<b>2:35:13.7</b>	+33:49.0	37.	07'23" / km
5.	138	LECHVÁR Renáta	1989	LCHVR Skyrunning Team		9.	0:29:13.4	5.	1:19:17.0				
						6.	1:45:46.7	5.	2:35:51.9	<b>2:35:51.9</b>	+34:27.2	40.	07'25" / km
6.	160	VARYOVA Michaela	1987	-		8.	0:28:58.3	6.	1:20:10.1				
						5.	1:45:44.4	6.	2:40:20.8	<b>2:40:20.8</b>	+38:56.1	48.	07'38" / km
7.	159	DOBRUCKÁ Lucia	1991	Slovak Ultra Trail Team, HK Direct		10.	0:29:22.0	7.	1:20:12.0				
						7.	1:49:36.9	7.	2:50:44.3	<b>2:50:44.3</b>	+49:19.6	58.	08'07" / km
8.	157	SUCHOŇOVA Nadja	1987	wod4everyone		13.	0:30:08.9	12.	1:24:02.5				
						14.	1:55:50.8	8.	2:51:21.5	<b>2:51:21.5</b>	+49:56.8	61.	08'09" / km
9.	136	URSÍNYOVÁ Radka	1986	RadkaFox		19.	0:32:32.9	13.	1:24:23.6				
						13.	1:55:43.7	9.	2:53:10.9	<b>2:53:10.9</b>	+51:46.2	67.	08'14" / km
10.	154	BOHÁČIKOVÁ Jana	1984	Marathon BB Team		14.	0:30:43.6	14.	1:26:04.8				
						11.	1:55:20.0	10.	2:54:34.2	<b>2:54:34.2</b>	+53:09.5	69.	08'18" / km
11.	145	PIATRIKOVÁ Lucia	1997	Zvolen		12.	0:29:57.7	9.	1:22:38.6				
						9.	1:52:45.8	11.	2:54:48.9	<b>2:54:48.9</b>	+53:24.2	71.	08'19" / km
12.	144	ČÁNIOVÁ Ľudmila	1999	Korytárky		4.	0:28:07.9	8.	1:21:54.4				
						8.	1:51:49.8	12.	2:56:29.8	<b>2:56:29.8</b>	+55:05.1	73.	08'24" / km





Por	Št.č.	Meno	Roč.	Club	Krajina	#	B.Vrátka	#	Pol'ana	#	Pol'ana	Čas	Strata	Abs.por	Tempo
13.	152	JAROŠOVÁ Jana	1982	ŠK Detva v pohybe		11.	0:29:52.9	10.	1:22:51.3	10.	1:54:02.2	2:58:53.2	+57:28.5	78.	08'31" / km
14.	146	BELÁKOVÁ Jana	1982	Ladoví bežci		15.	0:30:46.5	15.	1:26:42.8	15.	1:57:51.4	2:59:45.3	+58:20.6	82.	08'33" / km
15.	142	KOZÁROVÁ Martina	1982	0		21.	0:32:39.1	17.	1:30:15.4	17.	2:03:18.4	3:05:45.9	+64:21.2	99.	08'50" / km
16.	149	DATELOVÁ Marianna	2001	Ružomberok		20.	0:32:34.8	20.	1:31:18.0	20.	2:03:13.2	3:07:00.0	+65:35.3	100.	08'54" / km
17.	156	PIATRIKOVÁ Martina	1998	Zvolen		18.	0:32:30.8	19.	1:30:58.1	19.	2:04:37.8	3:09:46.7	+68:22.0	104.	09'02" / km
18.	134	NAVRÁTILOVÁ Miroslava	1984	-		22.	0:32:40.1	18.	1:30:51.8	18.	2:03:53.7	3:10:19.7	+68:55.0	107.	09'03" / km
19.	148	ŠÚTHOVÁ Ľubka	1992	Bežci VK		6.	0:28:23.0	11.	1:23:56.6	11.	1:55:40.6	3:14:21.5	+72:56.8	110.	09'15" / km
20.	141	HULÉNI Michaela	1982	STG Prievidza		17.	0:32:08.4	23.	1:32:57.5	23.	2:08:03.2	3:19:41.0	+78:16.3	121.	09'30" / km
21.	155	BELOBRADOVÁ Barbora	1984	Lysá pod Makytou		23.	0:33:18.9	21.	1:31:25.3	21.	2:09:06.8	3:20:21.2	+78:56.5	122.	09'32" / km
22.	140	JEDINÁKOVÁ Adriana	1986	STG Prievidza		16.	0:32:02.9	24.	1:37:15.1	24.	2:08:03.2	3:39:59.2	+98:34.5	129.	10'28" / km
	135	VAFINOVÁ Daša	1990	Nitra/-		26.	0:40:31.5	26.	2:06:40.8						
												DSQ			
	143	EGYÜDOVÁ Klaudia	1982	0		25.	0:34:12.4	25.	1:45:30.0						
												DNF			
	147	LIKTOROVÁ Katarína	1991	Zolná Skyrunning team		5.	0:28:21.0	16.	1:29:22.3						
												DNF			
	150	NAGYOVA Kristina	1989	Kristína Nagyová		24.	0:33:28.4	22.	1:32:12.9						
												DNF			
	139	KOŽEHUBOVÁ Ivona	1994	-		27.	0:53:27.0								
												DNF			
<b>Ženy D (40 a viac rokov)</b>															
1.	167	FURÁKOVÁ Iveta	1973	Svetielko nádeje		1.	0:28:00.2	1.	1:10:53.6						
												2:21:55.4		18.	06'45" / km
2.	168	GREDOVÁ Andrea	1972	Bike		5.	0:31:50.4	2.	1:20:29.1						
												2:45:43.3	+23:47.9	55.	07'53" / km



Por	Št.č.	Meno	Roč.	Club	Krajina	#	B.Vrátka	#	Pol'ana	Čas	Strata	Abs.por	Tempo
						#	Kaľamárka	#	Pol'ana				
3.	171	HAVRANOVÁ Anna	1981	Náhoda		4.	0:31:47.1	3.	1:24:08.1				
						3.	1:59:34.1	3.	3:02:14.5	<b>3:02:14.5</b>	<b>+40:19.1</b>	90.	08'40" / km
4.	166	PETRÁŠOVÁ Božena	1980	Marathon BB Team		3.	0:31:38.7	4.	1:29:39.6				
						4.	2:02:46.9	4.	3:07:04.7	<b>3:07:04.7</b>	<b>+45:09.2</b>	101.	08'54" / km
5.	165	TEHLAROVA Vladimira	1974	Alone runner		6.	0:31:52.8	5.	1:33:57.6				
						5.	2:07:54.0	5.	3:18:22.8	<b>3:18:22.8</b>	<b>+56:27.4</b>	120.	09'26" / km
6.	164	L'ALÍKOVÁ Renata	1976	Detva		7.	0:33:38.5	6.	1:35:43.3				
						6.	2:12:51.2	6.	3:29:10.7	<b>3:29:10.7</b>	<b>+67:15.3</b>	124.	09'57" / km
	161	SOKOLOVÁ Helena	1975	Gemerunners		9.	0:42:46.9	8.	2:05:04.5				
										<b>DSQ</b>			
	163	ŠULEKOVÁ Jana	1978	Šulek		8.	0:35:00.4	7.	1:50:26.7				
										<b>DNF</b>			
	162	BARTHOVÁ Zuzana	1965	AK Zdravie v pohybe Lucatin		2.	0:28:57.7						
										<b>DNF</b>			

Number of records: 155

